

Bigger and Smaller

Early years children need to start to use mathematical language in their everyday vocabulary e.g. words such as lighter, heavier, smaller and bigger. They should be able to compare quantities and begin to use the words in their day to day conversations.




- 1 During a cooking activity or when working with your child in the kitchen compare the weight of some of the ingredients and try to use words such as lighter, heavier etc.
- 2 Put some stones or weights into two bags. Ask your child which is heavier.
- 3 Make two piles of sand the same size. Ask your child to make one smaller or bigger. You could also try this out with some water in a plastic see through container.
- 4 Encourage your child to use comparison words during their role play. This would be particularly useful during pretend cooking or when they are playing in a pretend shop or café. You can find role play printables in our role play section on iChild.





Please remember to recycle this activity

Copyright © 2011 iChild and its licensors. All rights reserved.


Colour the smaller creature in red.



A




B




C






D



E



F

