

Being Creative



As children get older they need to have the chance to use their imagination. This can be through the use or study of dance, art and also drama. Where ever possible you should create opportunities for this to happen and support them when they try things out. Give praise whenever you can and encourage them to have a go.



- 1 Arrange for some of your child's friends to come round. Tell them you're going to play a game. Play a piece of music and get them to explore a theme such as a walk in the forest or pretend to be under the sea.
- 2 Show your child some flowers or a picture of some flowers and talk to them about the colours and the shapes. Now let them make their own painting. This could be using ideas from the picture or from an individual flower.
- 3 Use pictures, music and art to stimulate your child. Play them some music. Get them to close their eyes and say what they think they can see. Some useful pieces of music to start with include the Carnival of Animals and Peter and the Wolf. They could then make up a dance to go with it.
- 4 Extend your child's knowledge of different types of music and art by getting them to experience pictures, music and drama from other cultures.
- 5 Introduce them to puppets from other cultures e.g. shadow puppets, finger puppets etc. Make some of your own. You can find puppet templates in the Puppets section on iChild, or use the templates provided on page 4 and 5 of this activity.



Please remember to recycle this activity

Copyright © 2011 iChild and its licensors. All rights reserved.

Create a painting in the style of Van Gogh

Using the internet, search for the picture 'Sunflowers' by Van Gogh. In the space below, paint your own sunflowers in the same style as his picture.

Create a painting in the style of John Constable

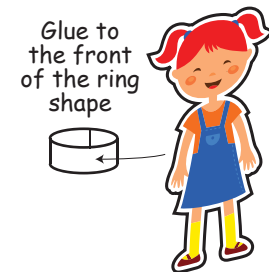
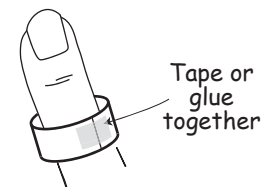
Using the internet, search for the picture 'The Hay Wain' by John Constable. In the space below, paint your own country scene in the same style as his picture.

Make a Finger Puppet

Stick onto card, then cut them out.
(Or you can colour in the pictures on the next page).

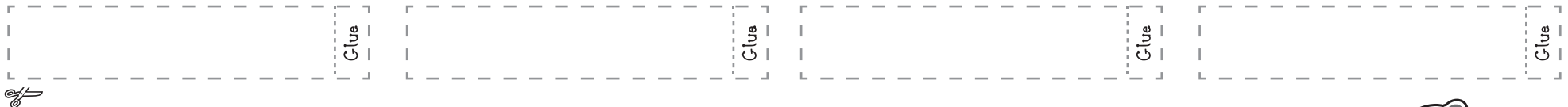



Stick the panel onto card then cut out. Wrap around your finger then tape or glue the two ends together. Glue your cut out character on the front.



Make a Finger Puppet

Stick onto card, colour them in, then cut them out.



Stick the panel onto card then cut out. Wrap around your finger then tape or glue the two ends together. Glue your cut out character on the front.

