

Similarities and Differences

Children need to have the opportunity to talk about similarities and differences. They should have the chance to examine other cultures through dance, drama and social interaction and know that people are different, but share similarities. It is important to always stress the positive and not the negative. As this country is rich in cultural diversity there are ample opportunities for this to take place.



- 1 Ask your child to look at their face in the mirror. Ask them what features are the same on their face and yours e.g. nose, two eyes. Now get them to describe the differences e.g. length of hair, size. etc.
- 2 Organise a party with different types of food from various parts of the world. Play some games from elsewhere in the world and choose a selection of music from Asia or the Caribbean. Be original.
- 3 Organise a multi-ethnic day at your playgroup or the nursery. Involve your friends and other parents. Try to have a wide range of different foods on display. The children could use various types of clothes for dressing up.
- 4 Investigate some of the major festivals during the year.



Please remember to recycle this activity


Copyright © 2011 iChild and its licensors. All rights reserved.




How are the faces the same?

How are they different?


Colour in the shapes.



Circle



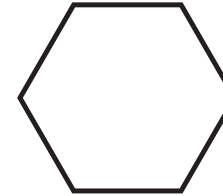
Square



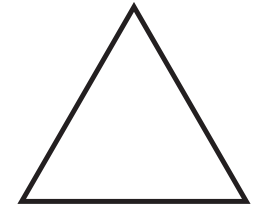
Star



Rectangle



Hexagon



Triangle

How are some of the shapes the same?

How are they different?
