

# Welcome to Sacred Heart Reception



# Mission Statement

**To go forward together in Christ  
To respect our neighbour  
And to always give of our best**



# Reception staff

<b>Miss Ahmet</b>	<b>St. Peter Reception Class teacher</b>
<b>Mrs Price</b>	<b>St. Jude Reception Class teacher</b>
TBC	St Peter Learning Support Assistant
TBC	St Jude Learning Support Assistant
<b>Phase Lead point of contact</b>	
<b>Miss Barker</b>	<b>Early Phase Leader (<i>Nursery, Reception &amp; Year 1</i>)</b>

# School Hours

Our soft start will continue to run from 8:45-9am and finishes at 3:30pm.

Lunch is at 12:00 midday.

It is important that children arrive and are collected on time. If your child is going to be late or absent please ring and inform the school.



# Attendance & Punctuality

It is very important that children attend school everyday and on time as frequent absences or lateness can seriously affect their learning. Your child should only be off school if they are sick. You must inform the school of all absences.



Education Welfare check the attendance of all children every half term. A referral will be made if your child's attendance gives a cause for concern.

Even when you're very **small**

good attendance makes a **BIG** difference!



Regular attendance helps children to:

- make friends and learn social skills
- feel settled and happy
- enjoy their learning
- get ready for school

Help your child to succeed in the early years, at school and in adult life

Good attendance  
means...



# Lunch Arrangements



We have our own full-time chef and work in partnership with Accent catering.

All our meals are cooked freshly on site.

Islington Council provides free school dinners for all Islington school children.

To be eligible for this, you will need to fill out a free school meals form which can be obtained from the office.

# School Uniform

It is compulsory for children to wear uniform in Reception. Branded school items can only be purchased from **Rough Cut Casuals, 16 Chapel Market, N1 9EZ.**

Orders may be placed on-line at [www.roughcutcasuals.co.uk](http://www.roughcutcasuals.co.uk)

Bottoms for EYFS children:

EYFS children may wear grey skirts; or grey or black tracksuit bottoms or leggings instead of the grey trousers as these promote independent toileting.

School winter and summer hats are part of the school uniform and can also be purchased from Rough Cut Casuals.

**Reception children DO NOT need a P.E. kit** as Physical Development is integrated into our curriculum.

# Branded School Uniform

As a result of feedback to a parent uniform survey last year, to save families money on uniform, the only compulsory branded items to be bought now are:

- A Sacred Heart logo jumper **or** cardigan



- A Sacred Heart book bag **or** rucksack



# Other Uniform

All other uniform can be purchased from any supermarket/store:



White short-sleeved polo top



Grey skirt / grey school trousers / grey or black tracksuit bottoms or leggings



Plain grey, white, black or navy ankle/knee-high socks or tights.



Plain black Velcro shoes/trainers your child can fasten themselves: no logos.

# Labelling Clothes



Children's names **MUST** be put on all their clothing, accessories such as hats & bags AND inside shoes. Children can easily misplace their items when taking off jumpers/coats or when changing into wellies in the water area and it is very difficult to identify unnamed articles of uniform. It also wastes valuable teaching time.

This is the responsibility of parents and carers.

Any unclaimed, unlabelled uniform will be taken to the lost property bin in the school office. If your child loses an item of clothing, you are welcome to take a replacement from the lost property bin.

# **Spare Clothes**

Please provide a change of clothes (this does not have to be school uniform) for your child in a bag with your child's name on. This is to be kept on your child's peg at school.

# **Jewellery**

For health and safety reasons children are not allowed to wear jewellery except for earrings and these must be studs or very small "sleepers".

# Starting Reception

Your child's journey to school starts at home.



## ‘Reception Readiness’

You may have seen this term in the news recently.

Being ready for Reception DOES NOT mean your child should be already reading, writing words other than their own name or doing written sums!


This ‘Starting Reception’ booklet was sent home last month with your invitation to this meeting.

Whilst all children develop at their own pace, this booklet includes lots of suggestions on what you can do at home to build your child’s confidence and independence, helping them feel emotionally and practically prepared to start school.



# Key skills to practice over the Summer:

- Dressing/undressing & taking shoes on & off with a little help
- Using cutlery
- Drawing, painting, colouring, cutting & sticking
- Sharing a book with an adult
- Practicing turn-taking when playing
- Recognising their name
- Talking about their emotions with a trusted adult
- Lots of gross motor movement such as running, climbing, outdoor games
- Engaging in conversations with you!



# Toilet Independence

One of the key things you can do to get your child ready for Reception is to practice their independence when going to the toilet (*e.g. knowing when they need to go, pulling trousers/ underwear up & down, flushing, washing their hands*).

Of course, children aged 4-5 occasionally have an accident and staff are always on hand to help change them! However, you can imagine the time taken away from learning if staff are required to change nappies & pull-ups.

The advice from NHS Occupational Therapists is to not delay toilet-training, even for children with additional needs such as autism.

The above Potty Training Guide is a fantastic resource to help you with toilet-training over the Summer holidays. This is included with your start date letters which you can collect at the end of this meeting

# Book Bags



In Reception we aim to encourage enjoyment of books. We will work in partnership with you to teach your child how to read. From mid-September we will send home books with your child every day.

It is important to keep books in good condition and children must have a Sacred Heart book bag to keep their book in. These are available from Rough Cut Casuals.

# Home/School Reading & Phonics



Every day your child will bring home a Sound Book and a reading book with a Reading Record which we expect you to sign. This will be checked every day.

*It is very important that you read with your child every day.*

In addition children will have regular 1:1 reading sessions with the Teacher or Learning Support Assistant.

Your child will be introduced to new sounds during the first term. The Sound Book will consist of letters for your child to practice sounding out. This links to the daily phonics sessions in class. It is really important to practice the daily letter sound in order that your child will keep up with the class phonics.

# Homework

Homework is phased in during the first half term. Your child's teacher will provide you with the necessary information as appropriate.

Subject	Monday	Tuesday	Wednesday	Thursday	Friday
<b>READING:</b> For at least 5-10 mins. Reading Record to be signed.	✓	✓	✓	✓	
<b>PHONICS SOUND BOOK</b> New sound sticker to revise and trace underneath.	✓	✓	✓	✓	
<b>MATHS:</b> Monthly practical activity ideas sent via our online learning platform SeeSaw which are linked to our learning in class					

# Family Learning Information Sessions



Please look out for parent information sessions throughout the year to inform you of school routines and practices such as Phonics & Maths Evenings.

These sessions will let you know how you can help your child at home.

There will also be learning support on SeeSaw your child's learning platform.

# School Fund



**We ask for a contribution of £10 per term towards our school building fund. This pays for 10% of building work that takes place in the school.**

# FRIENDS OF SACRED HEART (FOSH)

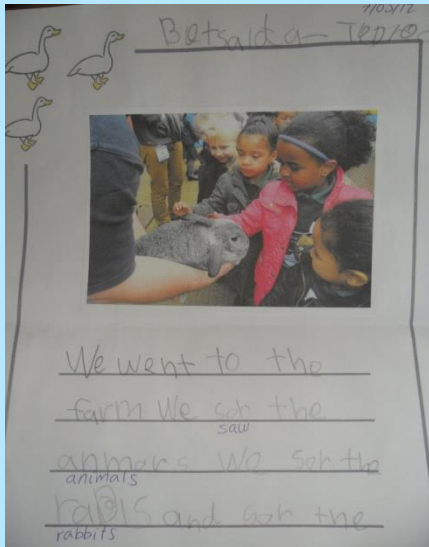
At Sacred Heart we have an organisation called FOSH which organises events and raises funds for the school.



This includes paying for a cultural trip/experience for every year group – Reception go to Chalkwell Beach in July every year due to these funds!

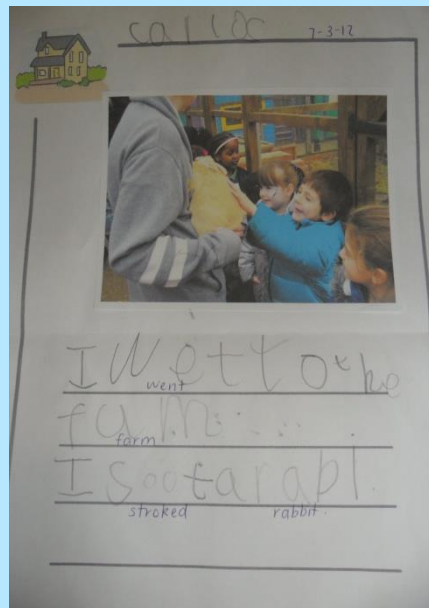
Information on FOSH meetings is detailed in weekly newsletters. All parents/carers are automatically members - new parents are especially welcome to become involved.

# Meetings for Parents




You will be invited to attend a parents evening in the Autumn and Spring terms to meet with your child's class teacher to discuss how your child is settling in, see how they are progressing and have an opportunity to look at your child's work.


In the Summer term you will receive a written end of year report recording your child's achievement.



Staff will greet you and your child every morning when you arrive at school. There is always the opportunity to meet with staff after school (by appointment) should you wish to discuss any issues.



# First Aid



As children are involved in active play there are occasions when accidents do happen and children hurt themselves. Parents/carers are informed of all recorded accidents.

If we feel there is cause for concern we will ring parents (it is very important we have your correct contact details, particularly if they change).

There are trained paediatric first aid staff both in Reception and the rest of the school.

# Contact Numbers

Should we need to contact you in an emergency it is very important that school has your correct contact numbers.

Please inform the school immediately if your contact details change. It is really important we have at least two contact numbers.



# Safeguarding

Please be aware that for safeguarding purposes, school staff are only allowed to release your child to a named person at the end of their school day. It is very important you list all possible carers that might pick your child up.

In the event of an emergency (for example you have arranged for someone other than a named person to come and collect your child), please phone the school office to inform them who will be collecting your child on that particular day.



## Safeguarding is everyone's responsibility:

Please share any safeguarding concerns you have with our **Designated Safeguarding Lead:**

Mr Rodrigo

# Our Setting

Like our Nursery, the Reception in Sacred Heart consists of two classrooms and one shared outdoor area.

Your child will have their own designated classroom and teacher where they will arrive in the morning and be picked up from at home time. Children will have access at certain times of the day to both classrooms and the outside area.



# Our Setting



We also have our St George's nurture classroom connected to Reception, where our children with EHCPs can have a quieter space from the main classroom environment to have interventions such as 'Special Time' and Speech & Language groups.

Your child may also visit from time to time for a movement break or for interventions such as Phonics or Attention Builders.

# Special Books

Your child will have a 'Special Book' whilst at Reception. This consists of photos and their work such as paintings, pieces of writing and collages which documents your child's progress while they are in Reception. Your child will contribute to this with an adult throughout the school year. You will be given an opportunity to look through this at parent meetings and will be able to take all their books home to keep at the end of Reception.



# Reception Curriculum

For children between the ages of 3-5 years, Sacred Heart provides a curriculum for the **Early Years Foundation Stage of Education.**

This curriculum is set out in a document published by the Department of Education. Our Nursery and Reception classes follow this guidance.

We follow a play-based curriculum & offer a rich environment that stimulates and encourages child-initiated play.

We make observations of children in order to assess their needs and interests and plan accordingly to extend their learning and development.

# Early Years Foundation Stage

There are seven areas of learning and development that must shape educational programmes in early years settings.

Three areas are particularly crucial for igniting children's curiosity and enthusiasm for learning, and for building their capacity to learn, form relationships and thrive.

## The three areas, the *prime* areas:

- ❖ communication and language
- ❖ physical development
- ❖ personal, social and emotional development



There are also four *specific* areas, through which the three prime areas are strengthened and applied.

### The specific areas are:

- literacy
- mathematics
- understanding the world
- expressive arts and design



These areas will become more of a focus as children gain confidence and expertise in the three prime areas.

# Physical Development in EYFS

This area is typically known as P.E. in Years 1-6. Physical Development is integrated into all aspects of our curriculum. We provide daily opportunities for children to be active & develop their coordination, control & movement. They practice fine-motor and gross-motor movement everyday.

Children **do NOT need a PE kit** until they begin more formal PE lessons in Year 1.




# Characteristics of Effective Learning

In Reception we also observe for the Characteristics of Effective Learning. These are:

- **Playing and Exploring**
- **Active Learning**
- **Creative and Critical Thinking**

Through development of these characteristics children develop resilience, problem solving and curiosity.



# Religious Education

At Sacred Heart we use the WDES RE programme as the foundation of our RE teaching. This is based on the teachings of the Catholic Church and is taught through different themes which offer opportunities for young children to explore and develop spiritually, morally, intellectually and emotionally.



# Starting in Reception

Your child will be given an individual starting date between  
**Monday 8<sup>th</sup> - Friday 12<sup>th</sup> September**

*This is to allow for EYFS staff training & to complete any remaining home visits for new starters.*

You will receive this in a letter at the end of this meeting.



# Transition

## For children who attend our Nursery:

As part of their transition, throughout June & July, Nursery children have been visiting in groups to spend some time playing in Reception! Many of your children have already had their first visit to St. Jude & St. Peter!


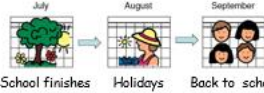









They will officially meet their teacher and LSA during their school day in the last week of term!

## For children new to our school:

**Stay-&-Play Session:** You are very welcome to come to our Stay-and-Play event on **Tuesday 15<sup>th</sup> July, 9.30-10.30** so your child can spend some time in their new learning environment with their parent/carer and meet their class teacher! If you have not done so already, please confirm whether you will be attending at the end of this meeting or by calling the school office.

# Transition Page

All children will receive a laminated Transition Page like the one below in their start date letter which you can collect at the end of this meeting. Please take the time to regularly read it with your child over the Summer!

<p><b>Moving to Reception</b></p>	 <p>In September I am coming back to Sacred Heart!</p>	 <p>I will be in Reception.</p>	<p>These are the doors to my new classroom: St. Peter</p>  <p>Inside      Outside</p>
<p>My new class looks a bit like Nursery.</p> 	<p>It has lots of different areas like Nursery.</p> 	<p>There is also an outside area to play in.</p> 	<p>I can also play in St Jude classroom!</p> 
<p>This is what the toilets look like:</p> 	<p>I will eat my lunch in the dinner hall with my friends.</p> 	<p>My new teacher is Miss Ahmet.</p> 	 <p>Moving to Reception will be fun!</p>

# Blended Learning



SeeSaw is our home learning platform. It is used:

- As a line of communication between parents and school
- WOW Moments – sharing achievements between home and school
- Announcements about upcoming events, important dates for your calendar
- Information on how to support your child's learning at home e.g. phonics and math's videos
- In the event that we need ever did need to move to online learning

You will receive instructions on how to download the app and log in with your individual child's QR code log-in in September

# WOW Moments

In Reception we love celebrating the children's achievements at both school and home.

On SeeSaw, you can complete a WOW Moment certificate for your child to share something amazing with us that they have done at home during our dedicated "WOW Wednesday!" time.

We love seeing WOW Moments from children trying to be more independent e.g. getting dressed, putting on their shoes, eating independently and anything that you feel is an achievement for your child.



Name: \_\_\_\_\_ Date: \_\_\_\_\_

*My home **WOW** moment!*

\_\_\_\_\_

\_\_\_\_\_

# School News



## Newsletter 35, Friday 20th June

*We look forward to welcoming you on Saturday 28th June 2025, 12-3pm to our annual Summer Fair.*

*There will be no after school club on Friday 11th July, apologies for any inconvenience caused.*

Our school newsletter is sent out via email every Friday. This keeps parents up to date with important information and events occurring in the school. It can also be translated into your home language!

Reception staff will also from time-to-time send announcements about matters which relate solely to Reception via SeeSaw.

# Instagram

Our school Instagram account  
is  
**sacredheartschool\_Islington**

Here you can see all of the  
children's learning from  
Nursery – Year 6!

The screenshot shows the Instagram profile for 'sacredheartschool\_islington'. At the top, the Instagram logo is on the left, and 'Log In' and 'Sign Up' buttons are on the right. The profile name 'sacredheartschool\_islington' is displayed with 'Follow' and 'Message' buttons. The profile picture is the school's crest, which features a shield with a cross and a heart, surrounded by the text 'SACRED HEART' and 'Catholic Primary School and Nursery'. Below the name, the profile statistics are shown: '469 posts', '279 followers', and '57 following'. The bio includes the school's name, address ('68 Georges Road, Islington, N7 8JN'), phone number ('02076073407'), and a note about school visits ('School visits, no appointment needed between 9:30-11:30am'). A link to the school's website is provided: 'simple.bio/sacredheartislington'. Below the bio, there are six circular icons representing different content categories: 'Key info!', 'Trips', 'Classroom', 'Celebrations', 'EYFS', and 'Arsenal FC!'. The main content area shows a grid of images. The top row includes a grid icon, a video icon, and a 'Read our Newsletter' link with a smartphone image showing a newsletter preview. The bottom row features two photos of children in school uniforms, a photo of a swimming pool, and a photo of children in a classroom setting.

# School Website

**[www.sacredheart.islington.sch.uk](http://www.sacredheart.islington.sch.uk)**

In the 'Parents' section of the school website there is a specific section dedicated to 'Reception Starters September 2025'.

As well as this presentation, you will find the Reception Handbook here.





ANY QUESTIONS

*Please now collect your child's start date letters informing you of their class teacher & class name.*